


HALL Technical Services, LLC

“The GSE Problem Solvers”

HALL 400Hz Single Jacket Cable Assemblies

HALL’s modular 400 Hz cable assembly with single jacket high performance six around one cable design provides the finest features in the industry today. From our molded on head with rugged strain relief to our quick change single piece 6 pole replaceable nose, our 400Hz cable assemblies meet today’s challenges. The robust design ensures long life on the ramp and the built in safety features provide an extra level of insurance to protect operators and the aircraft being serviced.



HTT78 with thermal overload protection

Performance and Safety Features

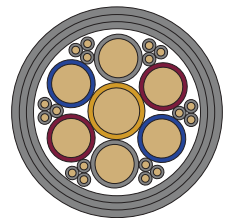
- RUGGED REPLACEABLE SINGLE PIECE CONTACT SECTION (NOSE), BUILT TO WITHSTAND THE HARSH RAMP ENVIRONMENT
- BUILT-IN THERMAL PROTECTION TO DETECT AND DISCONNECT OUTPUT POWER IN AN OVERTEMP SITUATION
- BUILT-IN LOST NEUTRAL DETECTION WILL DISCONNECT OUTPUT POWER SHOULD THE CABLES NEUTRAL CONDUCTOR BREAK
- MODULAR DESIGN WITH REPLACEABLE SEALED MODULAR CONTROL SWITCHES FOR QUICK CHANGES ON THE RAMP
- MOLDED STRAIN RELIEF PROVIDES ADDED STRENGTH FOR LONGER LIFE

Specifications

Power Conductors	6 EACH AWG #4
Neutral Conductor	1 EACH AWG #1
Control Conductors	4 X 3 AWG #18
Control Conductors	2 X TP AWG #18
Voltage Rating	600 VAC
Current Rating	260 AMPERES
Temperature Range	-55C TO 90C
Diameter	1.65 INCHES
Bending Radius	10 INCHES*
Voltage Unbalance	.02 VOLTS*
Voltage Drop	2.1 VOLTS*
Weight Per Foot	2.1 LBS
Jacket Material	REINFORCED NEOPRENE

* At 90kVA, 0.8 power factor on 60 foot cable

The Hall 400Hz Aircraft Ground Power Cable offers redundant thermal protection in the replaceable nose and in the connector along with lost neutral protection down the entire cable length making this one of the safest 400Hz cable assemblies available today.



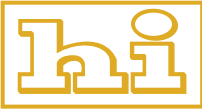
Cross Section Shown



Hall Technical Services, LLC
www.halltechservices.com

514 Mecklem Lane
Ellwood City, PA 16117-3028

P: 724.752.2000
F: 724.758.1558



HALL 400Hz Cable Assembly Specification Ordering Chart

Typical 400hz Cable Assembly Part Number: HTT8816-060

Nose Type	Connector type	Cable Type	Length in Feet
HTT	88	16	-060
HTT	95	16	-060

Nose Type	
HTT	STANDARD THERMALLY PROTECTED REPLACEABLE CONTACT SECTION (P/N: HTT78)
HTN	REPLACEABLE CONTACT SECTION (NO THERMAL PROTECTION) SPECIAL ORDER (P/N: HTN74)

Cable Type	
16	400 HZ SINGLE JACKETED 260AMP SIX AROUND ONE DESIGN WITH CENTRAL NEUTRAL

Connector Type	
85	400 HZ CABLE ASSEMBLY W/ MOLDED HEAD PREWIRED, BLANK SWITCHES INSTALLED
86	400 HZ CABLE ASSEMBLY W/ MOLDED HEAD WITH ON/OFF MODULAR SWITCH ONLY
87	400 HZ CABLE ASSEMBLY W/ MOLDED HEAD WITH MOTION (UP/DOWN OR IN/OUT) MODULAR SWITCH ONLY
88	400 HZ CABLE ASSEMBLY W/ MOLDED HEAD NOT PREWIRED, NO SWITCHES
95	400 HZ CABLE ASSEMBLY W/ MOLDED HEAD WITH ON/OFF AND MOTION (UP/DOWN OR IN/OUT) SWITCHES
96	400 HZ CABLE ASSEMBLY W/ MOLDED HEAD WITH OFF/ POWER “ON” LED AND MOTION (UP/DOWN OR IN/OUT) SWITCHES

Individual Components	
HTT78	HALL TECH REPLACEABLE CONTACT SECTION (NOSE) WITH BUILT-IN THERMAL PROTECTION
HTT232	HALL TECH ON/OFF MODULE SWITCH (ADD “-NO” FOR NORMALLY OPEN OFF SWITCH)
HTT234	HALL TECH MOTION (UP/DOWN OR IN/OUT) MODULE SWITCH
HTT235	HALL TECH BLANK SWITCH MODULE
HTT236	HALL TECH OFF/LED “PWR ON” SWITCH MODULE (ADD “-NO” FOR NORMALLY OPEN OFF SWITCH)
HTN74	HALL TECH REPLACEABLE CONTACT SECTION (NO THERMAL PROTECTION) SPECIAL ORDER

